

# PRODUCTS



**TITLE:** Honey Money

**AGE GROUP:** 7-8

**DURATION:** 30 minutes

**LEARNING OUTCOME:** Provide opportunities for learners to understand the nature, sources and uses of money.

**KEY CONCEPTS:** Taxes. Distribution of taxes.

**MATERIALS NEEDED:** print paper for templates, scissors

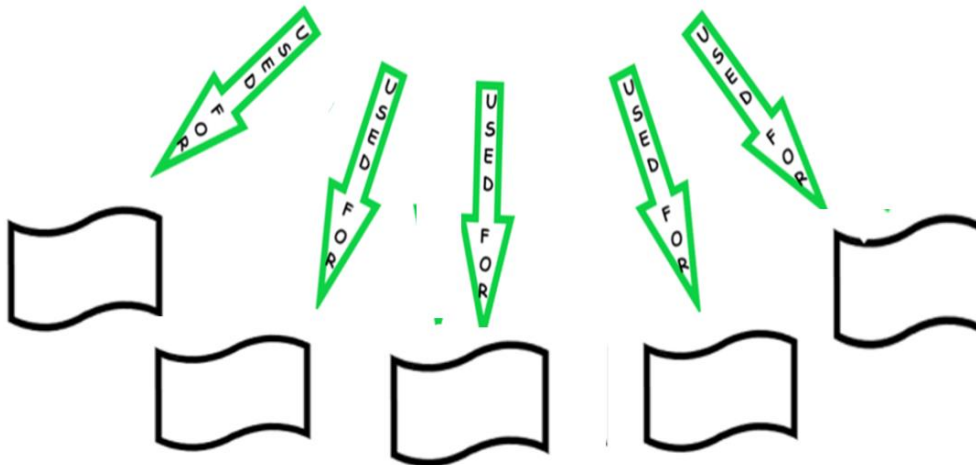
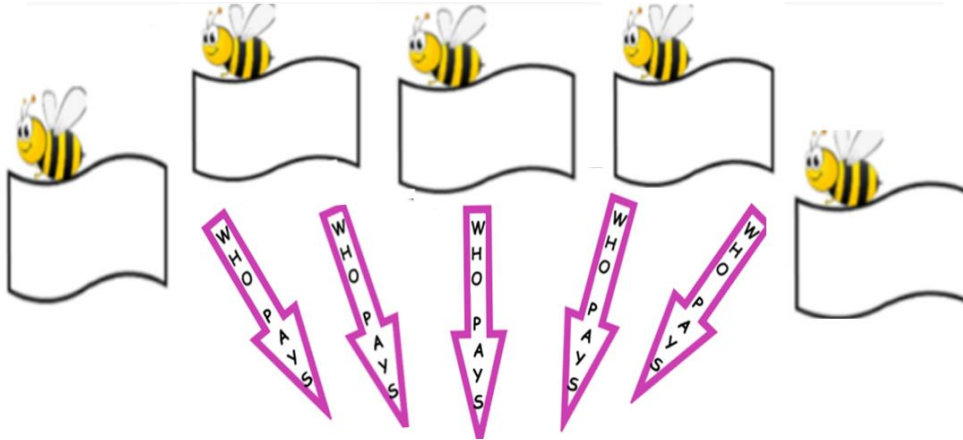
**LESSON DESCRIPTION:**


Make an introductory conversation about the tax, what the tax is, where we collect it from and what we use it for.

After that, through a visual game of matching cards, children adopt the concept of how the tax is collected and what it is used for.

The cut cards should be arranged over the blank cards so that the text on the cards corresponds to the concept of tax (whether it is used for tax payment or uses the tax paid)

WORKSHEET





a person who  
earns a salary

for-profit  
companies

homeowners

we when we  
buy something

the person  
who inherited

public schools  
hospitals  
public transport  
road construction

police, fire  
department  
theaters  
museums

public parks  
playgrounds

